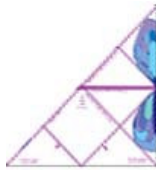
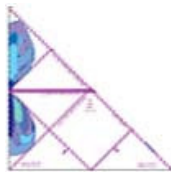
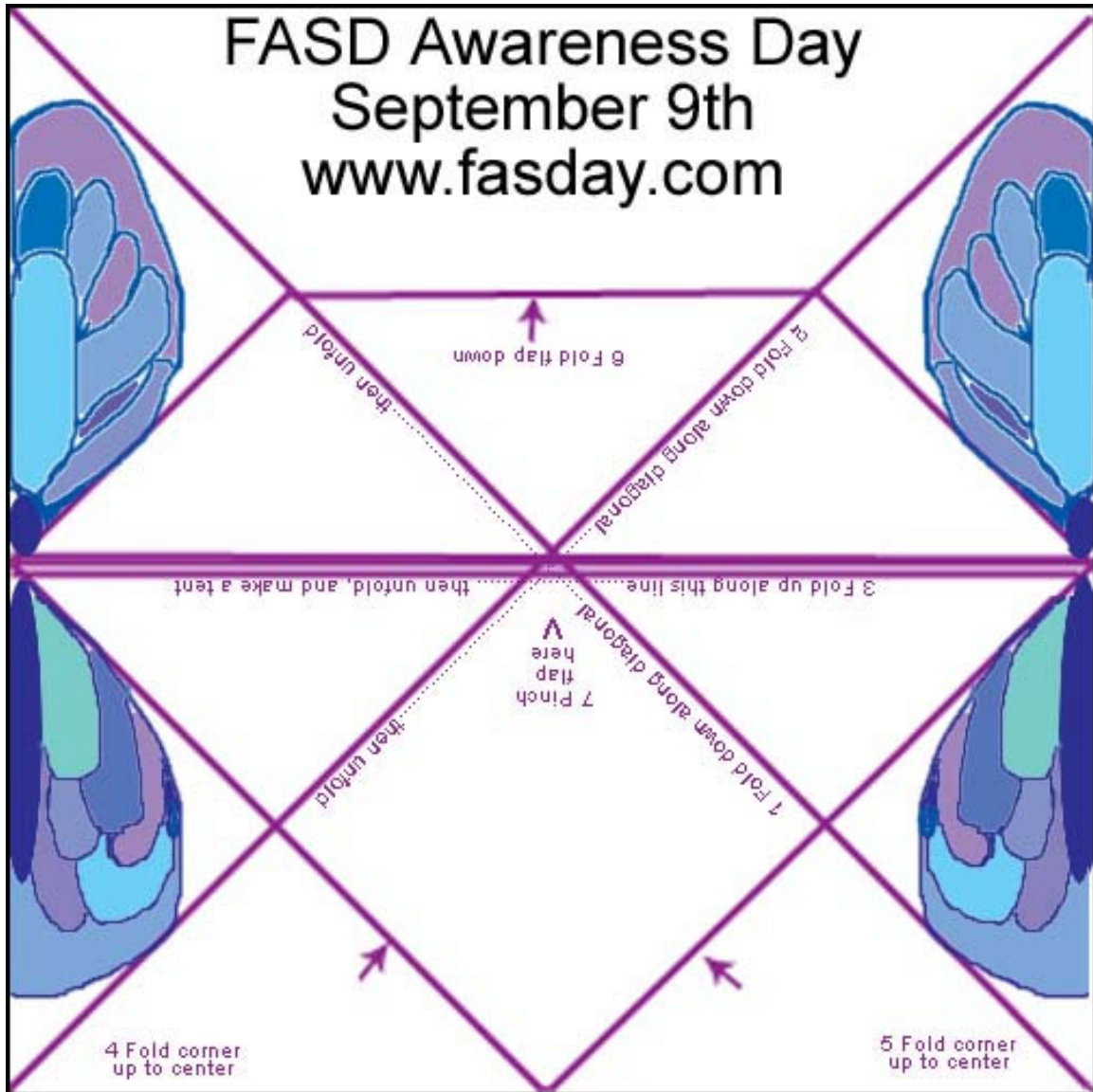
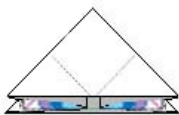


FASD Awareness Day Butterfly Project



Cut out the paper square. 1: Fold down along one diagonal line, then unfold. 2: Fold down along the other diagonal line, then unfold. 3: Fold up in half along thick center line, unfold. Creases should all intersect in the middle as show to the right.



Fold along the creases into a triangle tent with the blue on the inside and the text on the outside. It should look like the picture on the left here.
4: Fold end corner up to center. 5: Fold other corner flap up to center. Turn over. 6: Fold top corner down and pinch this corner together. The top side is the FASworld butterfly. Underneath you should be able to read the FASday message.